



Un- Audited
Financial Statements
Of
GENEX INFOSYS LIMITED

Plot # 42, & 69, Nitol Niloy Tower (Level- 8),
Nikunja- 02, Khilkhet, Dhaka-1229, Bangladesh.

For the period ended December 31, 2020

Genex Infosys Limited

Consolidated statement of financial position (Un-audited)
As at December 31, 2020


	Notes	Dec. 31, 2020 Amount (Tk.)	June 30, 2020 Amount (Tk.)
Assets			
Property, plant and equipment	6.A	1,205,435,329	1,181,491,245
Intangible assets	7.A	326,234,536	324,536,158
Capital work in progress	8.A	235,573,625	149,547,933
Right of Use Asset	9.A	34,341,456	54,399,756
Investment	10.A	200,000	200,000
Total non-current assets		1,801,784,946	1,710,175,092
Inventories	11.A	74,682,820	69,619,890
Accounts receivable	12.A	509,579,357	449,170,824
Advances, deposits and prepayments	13.A	56,069,423	54,306,896
Cash and cash equivalents	14.A	123,755,220	115,387,334
Total current assets		764,086,821	688,484,944
Total assets		2,565,871,767	2,398,660,036
Equity			
Share Capital	15.00	1,032,240,000	938,400,000
Retained Earnings	16.A	712,671,799	703,888,608
Total equity attributable to equity holders		1,744,911,799	1,642,288,608
Non-Controlling interest	16.B	3,890	3,887
Total equity		1,744,915,689	1,642,292,495
Liabilities			
Long term loan	17.A	314,953,904	331,305,742
Lease Liability	18.A	23,630,646	13,067,354
Total non-current liabilities		338,584,550	344,373,096
Accounts and other payable	19.A	3,920,710	3,343,721
Dividend payable	20.A	94,006,080	417,467
Short term loan	21.A	312,646,102	308,020,634
Current portion of long term loan	17.02.A	6,200,000	5,475,389
Current Portion of Lease Liability	18.A	13,262,902	43,525,545
Provision & accruals	22.A	52,335,734	51,211,689
Total current liabilities		482,371,528	411,994,445
Total liabilities		820,956,078	756,367,541
Total equity and liabilities		2,565,871,767	2,398,660,036
Consolidated Net Asset Value (NAV)	32.A	16.90	17.50


Chairman


Company Secretary


Managing Director


Chief Financial Officer



Director


Dated: January 30, 2021

Genex Infosys Limited


Statement of financial position (Un-audited)
As at December 31, 2020

	Notes	Dec. 31, 2020 Amount (Tk.)	June 30, 2020 Amount (Tk.)
Assets			
Property, plant and equipment	6.00	1,194,793,601	1,170,140,987
Intangible assets	7.00	322,485,621	320,424,444
Capital work in progress	8.00	235,573,625	149,547,933
Right of Use Asset	9.00	34,341,456	54,399,756
Investment	10.00	37,325,900	37,325,900
Total non-current assets		1,824,520,202	1,731,839,020
Inventories	11.00	74,682,820	69,619,890
Accounts receivable	12.00	464,972,089	403,211,866
Advances, deposits and prepayments	13.00	50,600,411	50,695,724
Cash and cash equivalents	14.00	118,331,175	108,934,531
Total current assets		708,586,495	632,462,011
Total assets		2,533,106,697	2,364,301,031
Equity			
Share capital	15.00	1,032,240,000	938,400,000
Retained earnings	16.00	680,008,238	672,361,239
Total equity		1,712,248,238	1,610,761,239
Liabilities			
Long term loan	17.00	314,953,904	331,305,742
Lease Liability	18.00	23,630,646	13,067,354
Total non-current liabilities		338,584,550	344,373,096
Accounts and other payable	19.00	3,920,710	3,169,546
Dividend payable	20.00	94,006,080	417,467
Short term loan	21.00	312,646,102	308,020,634
Current portion of long term loan	17.02	6,200,000	5,475,389
Current portion of lease Liability	18.00	13,262,902	43,525,545
Provision & accruals	22.00	52,238,115	48,558,115
Total current liabilities		482,273,910	409,166,696
Total liabilities		820,858,459	753,539,792
Total equity and liabilities		2,533,106,697	2,364,301,031
Net Asset Value (NAV) per share	32.00	16.59	17.16


Chairman


Managing Director


Director


Company Secretary


Chief Financial Officer


Dated: January 30, 2021

Genex Infosys Limited

Consolidated statement of profit or loss (Un-audited)
For the period ended December 31, 2020

	Notes	Jul-Dec 31, 2020 Amount (Tk.)	Jul-Dec 31, 2019 Amount (Tk.)	Oct-Dec 31, 2020 Amount (Tk.)	Oct-Dec 31, 2019 Amount (Tk.)
Net revenue	23.A	541,452,642	577,448,728	275,140,165	300,998,720
Less: Cost of sales	24.A	267,884,357	280,538,105	134,299,051	140,199,979
Gross profit/ (loss)		273,568,285	296,910,623	140,841,114	160,798,741
Less: Administrative expenses	25.A	29,210,404	32,203,974	13,767,368	16,129,664
Less: Selling & distribution expenses	26.A	310,498	232,222	206,906	126,115
Profit/ (loss) before finance cost		244,047,383	264,474,427	126,866,841	144,542,962
Less: Financial expenses	27.A	37,761,029	58,584,261	21,116,638	25,483,896
Profit/(loss) from operation		206,286,354	205,890,165	105,750,202	119,059,066
Add: Other income	28.A	-	75,794	-	43,294
Profit/(loss) before workers' profit participation fund (WPPF)		206,286,354	205,965,959	105,750,202	119,102,360
Less : Workers' profit participation fund	29.A	9,823,160	9,807,903	5,035,724	5,671,541
Profit/(loss) before income tax		196,463,194	196,158,056	100,714,479	113,430,819
Less: Income tax expense	30.00	-	26,528	-	15,153
Net profit/ (loss) after tax		196,463,194	196,131,528	100,714,479	113,415,666
Net profit attributable to:					
Equity holders of the company		196,463,191	196,131,508	100,714,479	113,415,656
Non-controlling interest		3	20	0.01	10
Consolidated profit/ (loss)		196,463,194	196,131,528	100,714,479	113,415,666
Consolidated Earnings Per Share	31.A	1.90	1.90	0.98	1.10

The accounting policies and explanatory notes are integral part of the Financial Statements.


Chairman


Managing Director


Director


Company Secretary


Chief Financial Officer

Dated: January 30, 2021

Genex Infosys Limited

Consolidated Statement of profit or loss and other comprehensive income (Un-audited)

For the period ended December 31, 2020

Notes	Jul-Dec 31, 2020 Amount (Tk.)	Jul-Dec 31, 2019 Amount (Tk.)	Oct-Dec 31, 2020 Amount (Tk.)	Oct-Dec 31, 2019 Amount (Tk.)
Net profit /(loss) after tax	196,463,194	196,131,528	100,714,479	113,415,666
Add: Other comprehensive income that will not be reclassified to profit or loss in subsequent periods (net of tax):	-	-	-	-
Other comprehensive loss for the period, net of tax	196,463,194	196,131,528	100,714,479	113,415,666
Total comprehensive income for the period, net of tax	196,463,194	196,131,528	100,714,479	113,415,666
Earnings per share (EPS)	1.90	1.90	0.98	1.10

The accounting policies and explanatory notes are integral part of the Financial Statements.




Chairman



Managing Director



Director



Company Secretary



Chief Financial Officer


Dated: January 30, 2021

Genex Infosys Limited

Statement of profit or loss (Un-audited)
For the period ended December 31, 2020

Notes	Jul-Dec 31, 2020 Amount (Tk.)	Jul-Dec 31, 2019 Amount (Tk.)	Oct-Dec 31, 2020 Amount (Tk.)	Oct-Dec 31, 2019 Amount (Tk.)	
Net revenue	23.00	534,324,282	547,696,537	273,194,119	286,203,749
Less: Cost of sales	24.00	263,523,876	262,891,810	132,728,939	131,456,893
Gross profit/ (loss)		270,800,406	284,804,727	140,465,180	154,746,856
Less: Administrative expenses	25.00	27,635,530	27,933,513	13,394,853	14,009,966
Less: Selling & distribution expenses	26.00	310,498	232,222	206,906	126,115
Profit/ (loss) before finance cost		242,854,378	256,638,993	126,863,421	140,610,774
Less: Financial expenses	27.00	37,761,029	58,584,261	21,116,638	25,483,896
Profit/(loss) from operation		205,093,349	198,054,731	105,746,783	115,126,878
Add: Other income	28.00	-	75,794	-	43,294
Profit/(loss) before workers' profit participation fund (WPPF)		205,093,349	198,130,525	105,746,783	115,170,172
Less: Workers' profit participation fund	29.00	9,766,350	9,434,787	5,035,561	5,484,294
Profit/(loss) before income tax		195,326,999	188,695,738	100,711,222	109,685,878
Less: Income tax expense	30.00	-	26,528	-	15,153
Net profit /(loss) after tax		195,326,999	188,669,210	100,711,222	109,670,725
Earnings per Share	31.00	1.89	1.83	0.98	1.06

The accounting policies and explanatory notes are integral part of the Financial Statements.


Chairman


Managing Director


Director


Company Secretary


Chief Financial Officer

Dated: January 30, 2021

Genex Infosys Limited

Statement of profit or loss and other comprehensive income (Un-audited)

For the period ended December 31, 2020

Notes	Jul-Dec 31, 2020 Amount (Tk.)	Jul-Dec 31, 2019 Amount (Tk.)	Oct-Dec 31, 2020 Amount (Tk.)	Oct-Dec 31, 2019 Amount (Tk.)
Net profit /(loss) after tax	195,326,999	188,669,210	100,711,222	109,670,725
Add: Other comprehensive income that will not be reclassified to profit or loss in subsequent periods (net of tax):	-	-		
Other comprehensive loss for the period, net of tax	195,326,999	188,669,210	100,711,222	109,670,725
Total comprehensive income for the period, net of tax	195,326,999	188,669,210	100,711,222	109,670,725
Earnings per share (EPS)	1.89	1.83	0.98	1.06

The accounting policies and explanatory notes are integral part of the Financial Statements.


Chairman


Managing Director


Director


Company Secretary


Chief Financial Officer

Dated: January 30, 2021

Genex Infosys Limited

Consolidated statement of changes in equity (Un-audited)
For the period ended December 31, 2020


July 1, 2020 to December 31, 2020

Particulars	Ordinary Share Capital	Retained Earnings	Non-Controlling Interest	Total Amount (Tk.)
Balance as on 01.07.2020	938,400,000	703,888,608	3,887	1,642,292,495
Stock 10%	93,840,000	(93,840,000)	-	-
Cash Dividend 10%	-	(93,840,000)	-	(93,840,000)
Net profit/ (loss) after tax	-	196,463,191	3	196,463,194
Balance as on 31.12.2020	1,032,240,000	712,671,799	3,890	1,744,915,689

July 1, 2019 to December 31, 2019

Particulars	Ordinary Share Capital	Retained Earnings	Non-Controlling Interest	Total Amount (Tk.)
Balance as on 01.07.2019	816,000,000	546,511,123	3,857	1,362,514,980
Stock Dividend @ 15%	122,400,000	(122,400,000)	-	-
Cash Dividend @ 5%	-	(40,800,000)	-	(40,800,000)
Net profit/ (loss) after tax	-	196,131,509	20	196,131,529
Balance as on 31.12.2019	938,400,000	579,442,632	3,877	1,517,846,509

The accounting policies and explanatory notes are integral part of the Financial Statements.


Chairman


Managing Director


Director


Company Secretary


Chief Financial Officer

Dated: January 30, 2021

Genex Infosys Limited

Statement of changes in equity (Un-audited)
For the period ended December 31, 2020

July 1, 2020 to December 31, 2020

Particulars	Ordinary Share Capital	Retained Earnings	Total Amount (Tk.)
Balance as on 01.07.2020	938,400,000	672,361,239	1,610,761,239
Stock Dividend @ 10%	93,840,000	(93,840,000)	-
Cash Dividend @ 10%	-	(93,840,000)	(93,840,000)
Net profit /(loss) after tax	-	195,326,999	195,326,999
Balance as on 31.12.2020	1,032,240,000	680,008,238	1,712,248,238


July 1, 2019 to December 31, 2019

Particulars	Ordinary Share Capital	Retained Earnings	Total Amount (Tk.)
Balance as on 01.07.2019	816,000,000	526,150,814	1,342,150,814
Stock Dividend @ 15%	122,400,000	(122,400,000)	-
Cash Dividend @ 5%	-	(40,800,000)	(40,800,000)
Net profit /(loss) after tax	-	188,669,210	188,669,210
Balance as on 31.12.2019	938,400,000	551,620,024	1,490,020,024

The accounting policies and explanatory notes are integral part of the Financial Statements.



Chairman



Managing Director



Director



Company Secretary



Chief Financial Officer

Dated: January 30, 2021

Genex Infosys Limited

Consolidated statement of cash flows (Un-audited)
For the period ended December 31, 2020

	Dec. 31, 2020 Amount (Tk.)	Dec. 31, 2019 Amount (Tk.)
Cash flows from operating activities		
Received from customers	478,422,034	445,722,595
Paid to suppliers	(45,613,355)	(99,488,005)
Paid to employees	(147,606,670)	(141,213,347)
Paid to others	(18,824,040)	(13,609,760)
Paid for finance expenses	(34,164,334)	(58,532,969)
Net cash generated from operating activities	232,213,635	132,878,514
Cash flows from investing activities		
Paid for acquisition of property, plant and equipment	(89,653,744)	(1,289,634)
Paid for acquisition of intangible assets	(30,956,278)	(5,212,280)
Paid for advance against land	-	(56,000,000)
Paid for capital work in progress	(91,982,583)	(81,665,799)
Net cash used in investing activities	(212,592,604)	(144,167,713)
Cash flows from financing activities		
Paid for / Received from short-term loan	4,625,469	6,443,117
Dividend Paid	(251,387)	-
Paid for / Received from long-term loan	(15,627,227)	(31,277,912)
Net cash provided for financing activities	(11,253,145)	(24,834,794)
Net cash flows for the period	8,367,886	(36,123,994)
Cash and cash equivalents at the beginning of the period	115,387,334	81,665,742
Cash and cash equivalents at the end of the period	123,755,220	45,541,748
Consolidated Net Operating Cash Flows per Share	2.25	1.29
	33.A	



Chairman



Managing Director



Director



Company Secretary



Chief Financial Officer

Dated: January 30, 2021

Genex Infosys Limited

Statement of cash flows (Un-audited)
For the period ended December 31, 2020

	Dec. 31, 2020 Amount (Tk.)	Dec. 31, 2019 Amount (Tk.)
Cash flows from operating activities		
Received from customers and others	472,564,059	423,890,523
Paid to suppliers	(42,797,822)	(87,372,967)
Paid to employees	(144,427,153)	(134,394,528)
Paid to others	(17,932,356)	(11,895,143)
Paid for finance expenses	(34,164,334)	(58,532,969)
Net cash generated from operating activities	233,242,393	131,694,917
Cash flows from investing activities		
Paid for acquisition of property, plant and equipment	(89,653,744)	(1,289,634)
Paid for acquisition of intangible assets	(30,956,278)	(5,212,280)
Paid for advance against Land	-	(56,000,000)
Paid for capital work in progress	(91,982,583)	(81,665,799)
Net cash used in investing activities	(212,592,604)	(144,167,713)
Cash flows from financing activities		
Paid for / Received from short-term loan	4,625,469	6,443,117
Dividend Paid	(251,387)	-
Paid for / Received from long-term loan	(15,627,227)	(31,277,912)
Net cash provided for financing activities	(11,253,145)	(24,834,795)
Net cash flows for the period	9,396,644	(37,307,591)
Cash and cash equivalents at the beginning of the period	108,934,531	80,202,130
Cash and cash equivalents at the end of the period	118,331,175	42,894,539
Net Operating Cash Flows per Share	33.00	2.26
		1.28



Chairman



Managing Director



Director



Company Secretary



Chief Financial Officer

Dated: January 30, 2021